

PRODUCT INFORMATION PACKET

marathon[®]
Motors

Model No: 182TTWW4026

Catalog No: N1614

3 HP Washdown Motor, 3 phase, 1800 RPM, 208-230/460 V, 182TC Frame, TEFC
General Purpose Motors

Regal and Marathon are trademarks of Regal Rexnord Corporation or one of its affiliated companies.
©2021 Regal Rexnord Corporation, All Rights Reserved. MC017097E

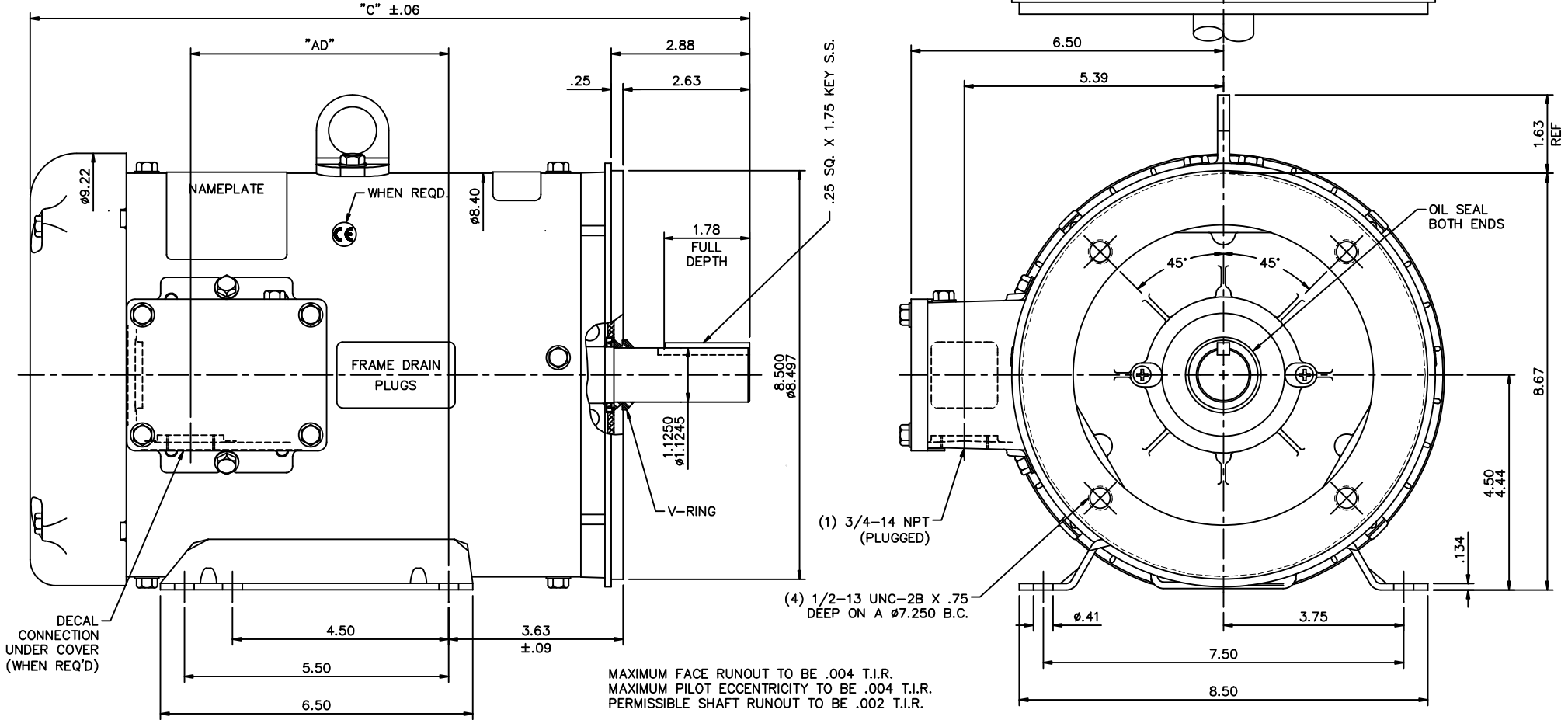
RegalRexnord

Nameplate Specifications

Output HP	3 Hp	Output KW	2.2 kW
Frequency	60 Hz	Voltage	208-230/460 V
Current	8.8-8.4/4.2 A	Speed	1765 rpm
Service Factor	1.15	Phase	3
Efficiency	87.5 %	Power Factor	76.4
Duty	Continuous	Insulation Class	F
Design Code	B	KVA Code	K
Frame	182TC	Enclosure	Totally Enclosed Fan Cooled
Thermal Protection	No	Ambient Temperature	40 °C
Drive End Bearing Size	6207	Opp Drive End Bearing Size	6205
UL	Recognized	CSA	Y
CE	Y	IP Code	55
Number of Speeds	1		

Technical Specifications

Electrical Type	Squirrel Cage Induction Run	Starting Method	Across The Line
Poles	4	Rotation	Reversible
Resistance Main	0 Ohms	Mounting	Rigid Base
Motor Orientation	Horizontal	Drive End Bearing	Ball
Opp Drive End Bearing	Ball	Frame Material	Rolled Steel
Shaft Type	T	Overall Length	14.47 in
Frame Length	9.00 in	Shaft Diameter	1.125 in
Shaft Extension	2.88 in	Assembly/Box Mounting	F1/F2 Capable
Outline Drawing	035476-900	Connection Drawing	005010.01ME



DECAL CONNECTION UNDER COVER (WHEN REQ'D)

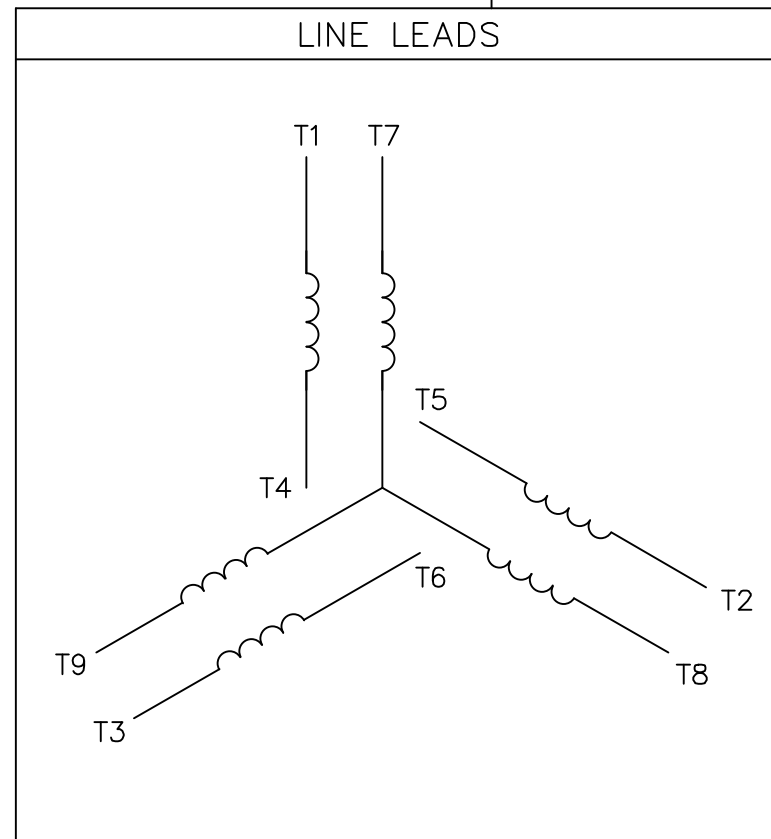
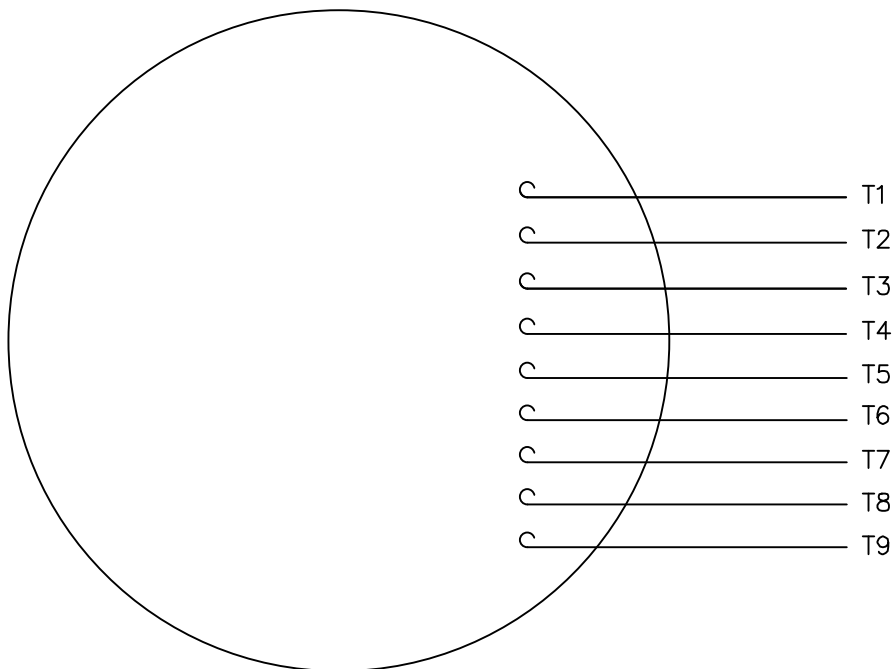
SPECIAL FEATURES:

- 1) SHAFT SEALS & V-RING
- 2) DRAIN HOLES IN FRAME & CONDUIT BOX
- 3) STAINLESS STEEL SHAFT, HARDWARE & NAMEPLATE
- 4) GASKETS THROUGHOUT

DASH NO.	"C"	"AD"
900	14.47	4.87
950	14.97	5.37
1000	15.47	5.87
1050	15.97	6.37
1100	16.47	6.87
1150	16.97	7.37

REVISION		BY & DATE	CHK	ANG	±1/2"	FINISH	MARATHON ELECTRIC		DRAWN	LST 7/8/03
01	CORRECTED LOCATION OF DRAIN SCREW ON CON BOX	JJ 9/19/03					TITLE OUTLINE- 180TC FRAME TEFC- RIGID "C"		APPD	RW 7/11/03
THIS DRAWING IN DESIGN AND DETAIL IS OUR PROPERTY AND MUST NOT BE USED EXCEPT IN CONNECTION WITH OUR WORK ALL RIGHTS OF DESIGN AND INVENTION ARE RESERVED THIS IS AN ELECTRONICALLY GENERATED DOCUMENT - DO NOT SCALE THIS PRINT							RFP CAD FILE 035476		SCALE	1=2
							SIZE B		DRAWING NO.	035476
							DIST		REV.	01

VIEW FROM OUTSIDE OF MOTOR AT SWITCH END.



VOLTAGE	L1	L2	L3	JOIN & INSULATE
HIGH	T1	T2	T3	(T4,T7) (T5,T8) (T6,T9)
LOW	T1,T7	T2,T8	T3,T9	T4,T5,T6

		TOLERANCES UNLESS SPECIFIED		DRAWN RDW 04/12/02					
		DEC.	INCHES	CHK					
		.X	±.1	APPD					
		.XX	±.01	SCALE 1=1					
		.XXX	±.005	REF FIG.2-51					
		.XXXX	±.0005	FMF					
NO.	REVISION	BY & DATE	CHK	ANG	FINISH	PREV			
				±1/2'					
THIS DRAWING IN DESIGN AND DETAIL IS OUR PROPERTY AND MUST NOT BE USED EXCEPT IN CONNECTION WITH OUR WORK ALL RIGHTS OF DESIGN AND INVENTION ARE RESERVED THIS IS AN ELECTRONICALLY GENERATED DOCUMENT - DO NOT SCALE THIS PRINT			RFP	04/12/02	CAD FILE	00501001ME	SIZE	DRAWING NO.	REV.
			DIST				A	005010-01ME	



TITLE EXTERNAL WIRING DIAGRAM
3 PHASE W/O PROTECTOR
MAT'L. DECAL - 004014