

# PRODUCT INFORMATION PACKET



Model No: 114233.00  
Catalog No: 114233.00  
Special Voltage Motor, 2 HP, 1 Ph, 50 Hz, 220 V, 1500 RPM, 56H Frame, DP



Regal and Leeson are trademarks of Regal Rexnord Corporation or one of its affiliated companies.  
©2023 Regal Rexnord Corporation, All Rights Reserved. MC017097E





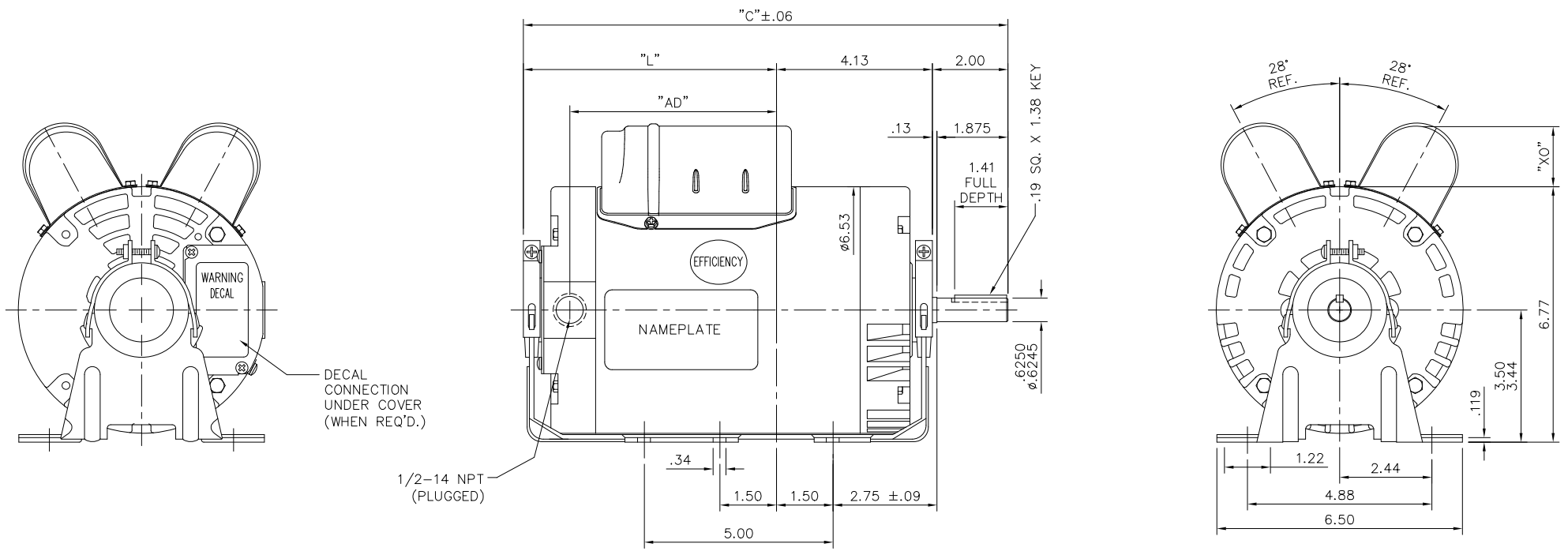
### Nameplate Specifications

Output HP	2 Hp	Output KW	1.5 kW
Frequency	50 Hz	Voltage	220 V
Current	9.6 A	Speed	1440 rpm
Service Factor	1.15	Phase	1
Efficiency	78 %	Power Factor	92
Duty	Continuous	Insulation Class	F
Design Code	NO DESIGN CODE	KVA Code	H
Frame	56H	Enclosure	Drip Proof
Thermal Protection	No Protection	Ambient Temperature	40 °C
Drive End Bearing Size	6203	Opp Drive End Bearing Size	6203
UL	Recognized	CSA	Y
CE	Y	IP Code	22
Number of Speeds	1		

### Technical Specifications

Electrical Type	Capacitor Start Capacitor Run	Starting Method	Across The Line
Poles	4	Rotation	Selective Counterclockwise
Resistance Main	0 Ohms	Mounting	Resilient Base
Motor Orientation	Horizontal	Drive End Bearing	Ball
Opp Drive End Bearing	Ball	Frame Material	Rolled Steel
Shaft Type	NEMA 56	Overall Length	13.82 in
Frame Length	8.00 in	Shaft Diameter	0.625 in
Shaft Extension	1.88 in	Assembly/Box Mounting	F1 ONLY
Connection Drawing	005413.01	Outline Drawing	028949-800B

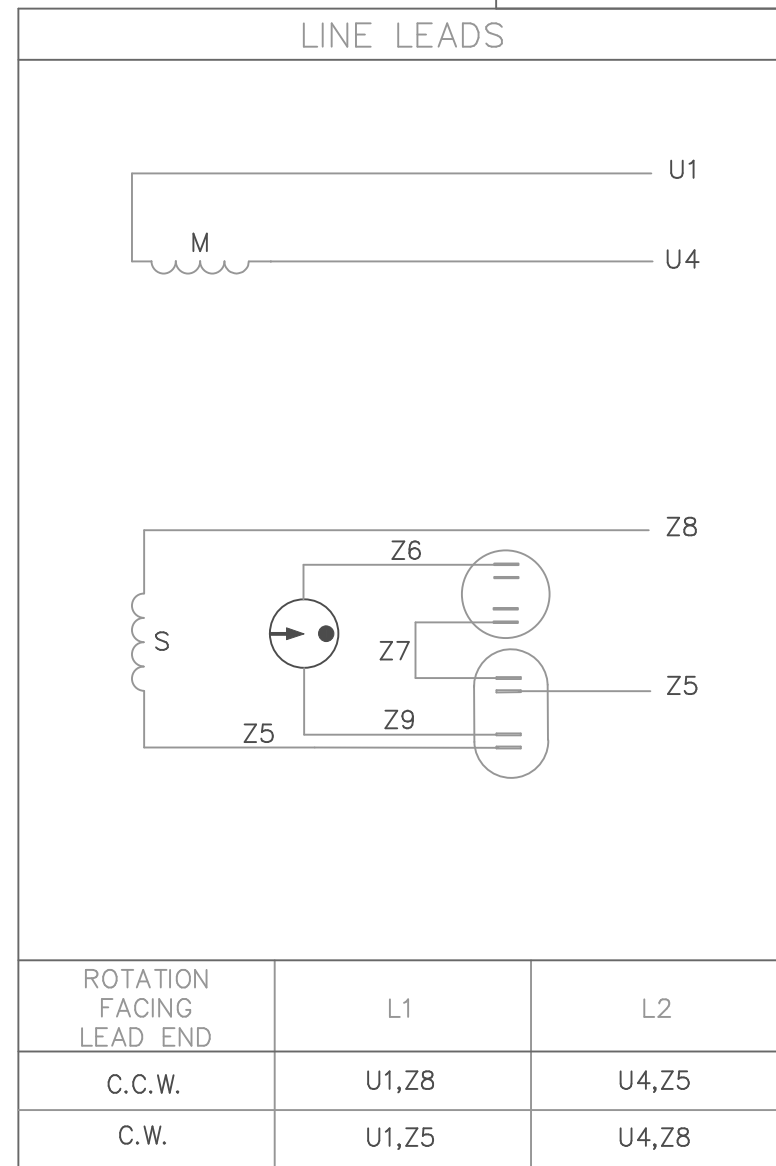
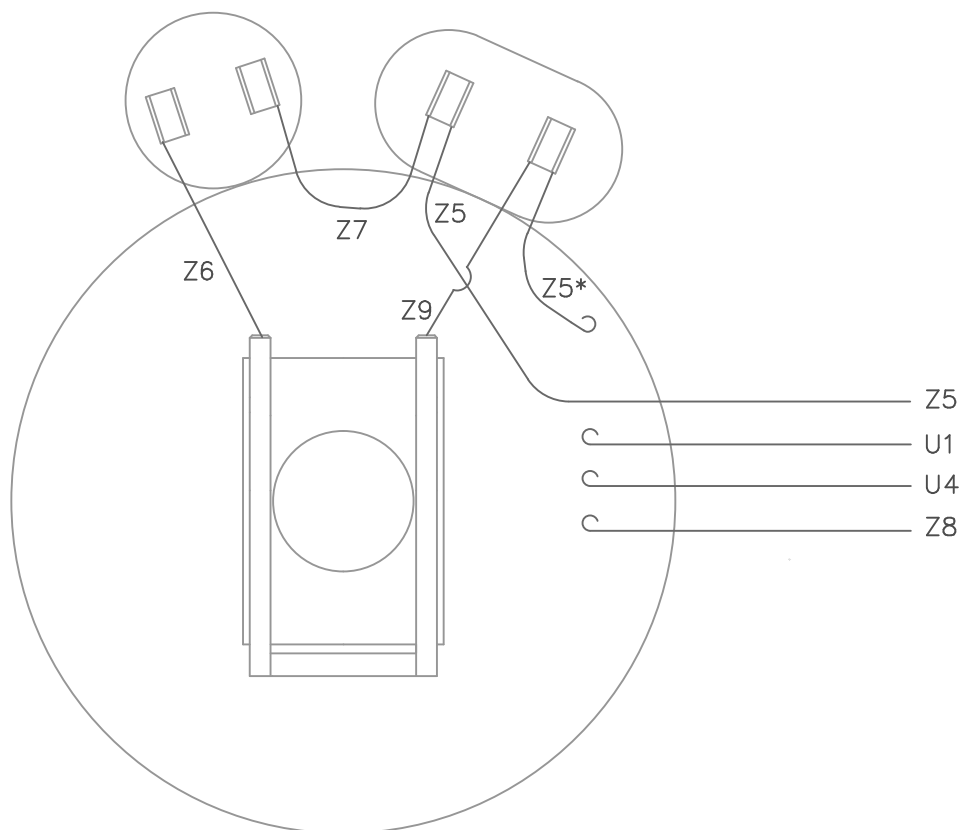
This is an uncontrolled document once printed or downloaded and is subject to change without notice. Date Created:03/15/2023



DASH NO.	"C"	"L"	"AD"	CAP. DASH	"XO"
500	10.82	4.70	3.47		
550	11.32	5.20	3.97		
600	11.82	5.70	4.47	A	1.00
650	12.32	6.20	4.97	B	1.45
700	12.82	6.70	5.47	C	1.67
750	13.32	7.20	5.97		
800	13.82	7.70	6.47		

				TOLERANCES UNLESS SPECIFIED		REGAL-BELOIT CORPORATION		DRAWN LST 4/23/09				
				DEC.	INCHES			CHK				
				.X	±.1			APPD				
				.XX	±.03	TITLE		SCALE	3=8			
				.XXX	±.005	OUTLINE - 56 FRAME DRIP PROOF - RESILIENT		REF				
02	NAMEPLATE UPDATED FROM METAL TO MYLAR	AP	8/30/22	PP	.XXXX	±.0005	MAT'L	FMF				
NO.	REVISION	BY & DATE	CHK	ANG	±1/2"	FINISH		PREV				
THIS DRAWING IN DESIGN AND DETAIL IS OUR PROPERTY AND MUST NOT BE USED EXCEPT IN CONNECTION WITH OUR WORK ALL RIGHTS OF DESIGN AND INVENTION ARE RESERVED THIS IS AN ELECTRONICALLY GENERATED DOCUMENT - DO NOT SCALE THIS PRINT							RFP	CAD FILE	028949	SIZE	DRAWING NO.	REV.
							DIST			B	028949	02

VIEW FROM OUTSIDE OF MOTOR AT SWITCH END.



\* THIS LEAD MAY BE WHITE

				TOLERANCES UNLESS OTHERWISE SPECIFIED		<b>LEESON</b> ELECTRIC CORPORATION	
				DECIMALS			
				.00	± .01	DRAWN DBT 07/21/97	TITLE
				.000	± .005	CH'K'D.	EXTERNAL WIRING DIAGRAM
01	ADDED NOTE *	KA	03/24/2008	.0000	± .0005	APPR.	TYPE "K" W/O PROTECTOR
NO.	REVISION	BY	DATE	FRACTIONS	± 1/64	SCALE 1=1	MAT'L. DECAL - 80670
THIS DRAWING IN DESIGN AND DETAIL IS OUR PROPERTY AND MUST NOT BE USED EXCEPT IN CONNECTION WITH OUR WORK ALL RIGHTS OF DESIGN AND INVENTION ARE RESERVED				ANGLES	± 1/2"	REF. 005018-01	FINISH I.E.C.
				INCH/MM		FMF	MARKINGS



1051 CHEYENNE AVE.  
GRAFTON, WI 53024  
PH. 262-377-8810

**CERTIFICATION DATA SHEET**

**CONN. DIAGRAM:** 005413.01  
**OUTLINE:** 028949-800B  
**WINDING #:** K634287 DR 4 A

**CATALOG #:** 114233.00  
**MOUNTING:** F1 ONLY

**TYPICAL MOTOR PERFORMANCE DATA**

HP	kW	SYNC. RPM	F.L. RPM	FRAME	ENCLOSURE	KVA CODE	DESIGN
2	1.49	1500	1440	56H	DP	H	NO DESIGN CODE

PH	Hz	VOLTS	AMPS	START TYPE	DUTY	INSL	S.F.	AMB°C
1	50	220	9.6	ACROSS THE LINE	CONTINUOUS	F4	1.15	40

FULL LOAD EFF:	78	3/4 LOAD EFF:	78	1/2 LOAD EFF:	72.3	GTD. EFF	ELEC. TYPE
FULL LOAD PF:	92	3/4 LOAD PF:	86.8	1/2 LOAD PF:	74.9	75.5	CAP START CAP RUN

F.L. TORQUE	LOCKED ROTOR AMPS	L.R. TORQUE	B.D. TORQUE	F.L. RISE°C
7.4 lb-ft	57	20.8 lb-ft 281 %	17 lb-ft 230 %	88

SOUND PRESSURE @ 3 FT.	SOUND POWER	ROTOR WK^2	MAX. WK^2	SAFE STALL TIME	STARTS / HOUR	APPROX. MOTOR WGT
0 dBA	10 dBA	0.16 LB-FT^2	0 LB-FT^2	0 SEC.	0	52 LBS.

**\*\*\* SUPPLEMENTAL INFORMATION \*\*\***

DE BRACKET TYPE	ODE BRACKET TYPE	MOUNT TYPE	ORIENTATION	SEVERE DUTY	HAZARDOUS LOCATION	DRIP COVER	SCREENS	PAINT
STANDARD	STANDARD	RESILIENT BASE	HORIZONTAL	FALSE	NONE	FALSE	NONE	BLUE - LEESON (ENAMEL)

BEARINGS		GREASE	SHAFT TYPE	SPECIAL DE	SPECIAL ODE	SHAFT MATERIAL	FRAME MATERIAL
DE	ODE						
BALL	BALL	POLYREX EM	STANDARD 56	NONE	NONE	1144 STRESSPROOF (C-223)	ROLLED STEEL
6203	6203						

THERMO-PROTECTORS				THERMISTORS	CONTROL	SPACE HEATERS
THERMOSTATS	PROTECTORS	WDG RTDs	BRG RTDs			
NONE	NOT	NONE	NONE	NONE	FALSE	NONE VOLTS

\*  
N  
O  
T  
E  
S  
\*

<b>INVERTER TORQUE:</b> NONE
<b>INV. HP SPEED RANGE:</b> NONE
<b>ENCODER:</b> NONE NONE NONE NONE NONE PPR
<b>BRAKE:</b> NONE NONE NONE P/N NONE NONE NONE NONE FT-LB NONE V NONE Hz

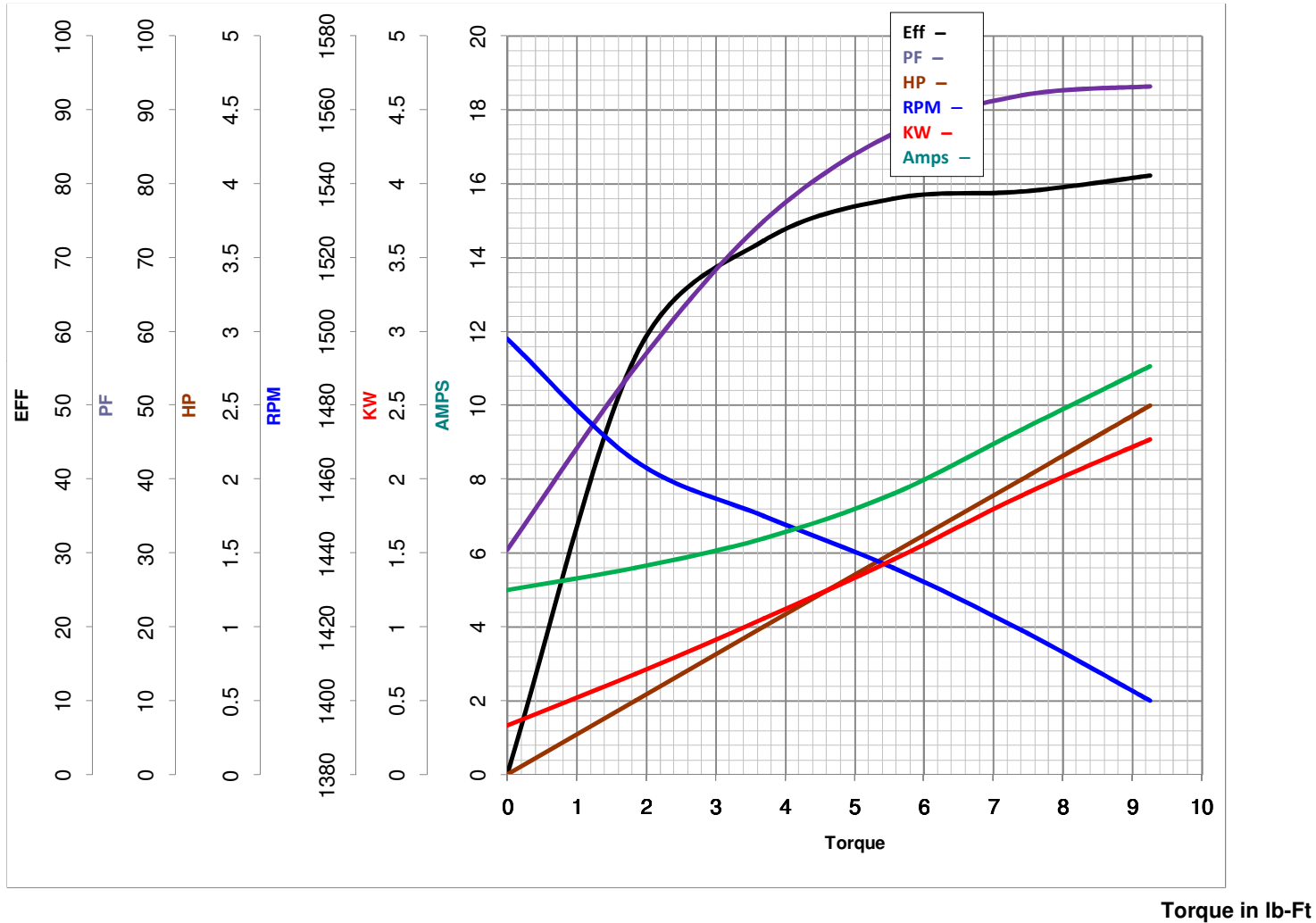


**LEESON ELECTRIC CORPORATION**  
 TYPICAL PERFORMANCE CURVE for AC MOTOR

Model No 114233.00

Catalog No 114233.00

Curve at 220 Volts      HP 2.00      PHASE 1  
50 HZ  
2 HP      VOLTS 220  
    HZ 50      RPM 1440



FL TORQUE 7.4 lb-Ft  
 BD TORQUE 17.0 lb-Ft  
 LR TORQUE 20.8 lb-Ft

FL AMPS 9.6  
 PU TORQUE 16.9 lb-Ft  
 LR AMPS 57

WINDING K634287-4

Date 3/20/2018

## EC Declaration of Conformity

The undersigned representing  
the manufacturer:

Regal Beloit America  
100 East Randolph St.  
Wausau, WI 54401

and the authorized representative  
established within the Community:

Marathon Electric UK  
6F Thistleton Road Ind. Estate  
Market Overton  
Oakham, Rutland LE15 7PP UK

are committed to providing customers with products that comply with applicable regulations and international protocols to which they are subject, including the requirements of the European Parliament Directive on the Harmonization of the laws relating to electrical equipment designed for use within certain voltage limits (2014/35/EU).

Regal Beloit America declares that the following product(s), to which this declaration relates, are in conformity with the relevant sections of the EC standards listed below.

This statement supersedes any statements previously issued pertaining to the product(s) listed below and is subject to change without notice.

Model No : 114233.00

(Model No. may contain prefix and/or suffix characters)

Catalog No : 114233.00

Rework No : N/A

Directives :

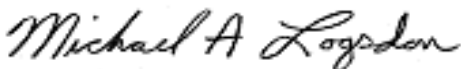
Low Voltage Directive 2014/35/EU

Harmonized Standards Used :

EN 60034-1: 2010 (IEC 60034-1: 2010)

EN 60034-5: 2001/A1:2007 (IEC 60034-5: 2000/A1:2006)

Authorized Representative:



Michael A. Logsdon  
Vice President, Technology

Authorized Representative in the Community:



Julian Clark  
Marketing Engineer

Created on 09/01/2022

**CE 22**