

PRODUCT INFORMATION PACKET



Model No: M1135115.00
Catalog No: M1135115.00
Parallel Shaft Gearmotor, 0.25 HP, 90 V, 27 RPM, 34 Frame, TENV



Regal and Leeson are trademarks of Regal Rexnord Corporation or one of its affiliated companies.
©2022 Regal Rexnord Corporation, All Rights Reserved. MC017097E





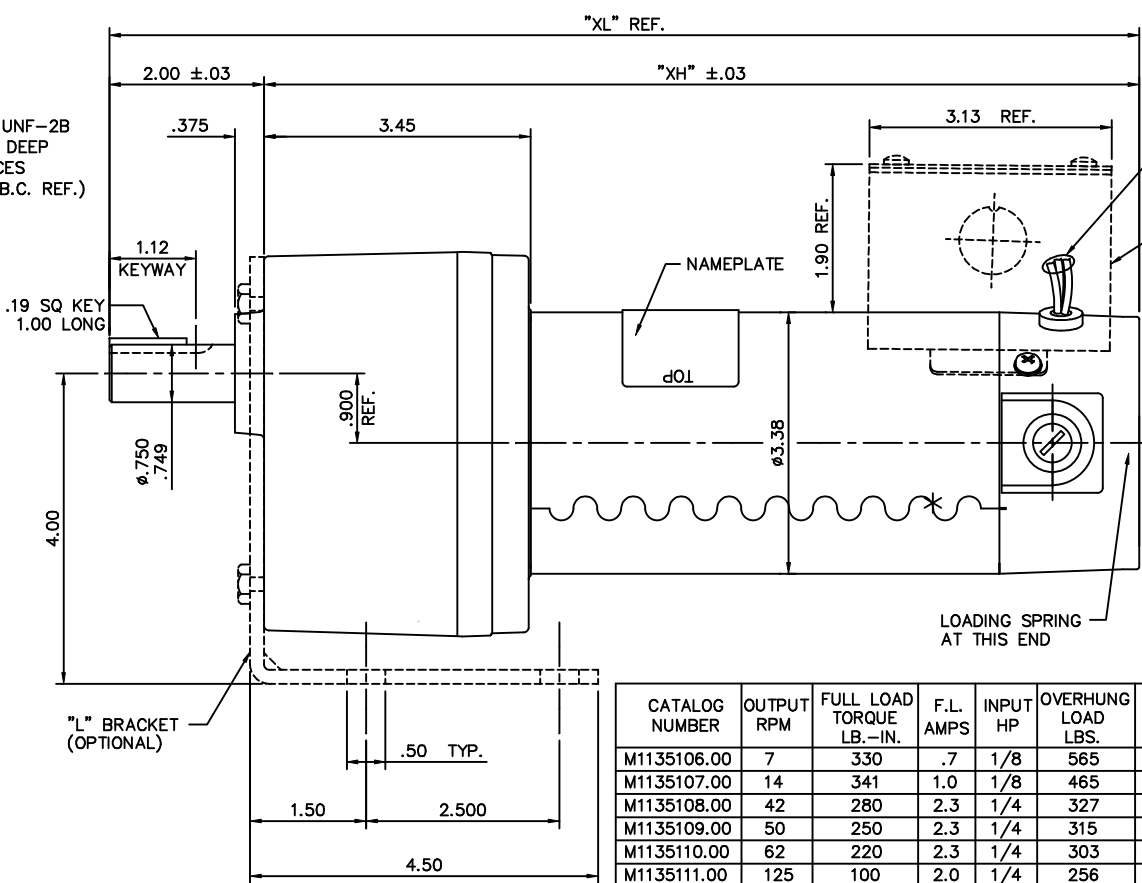
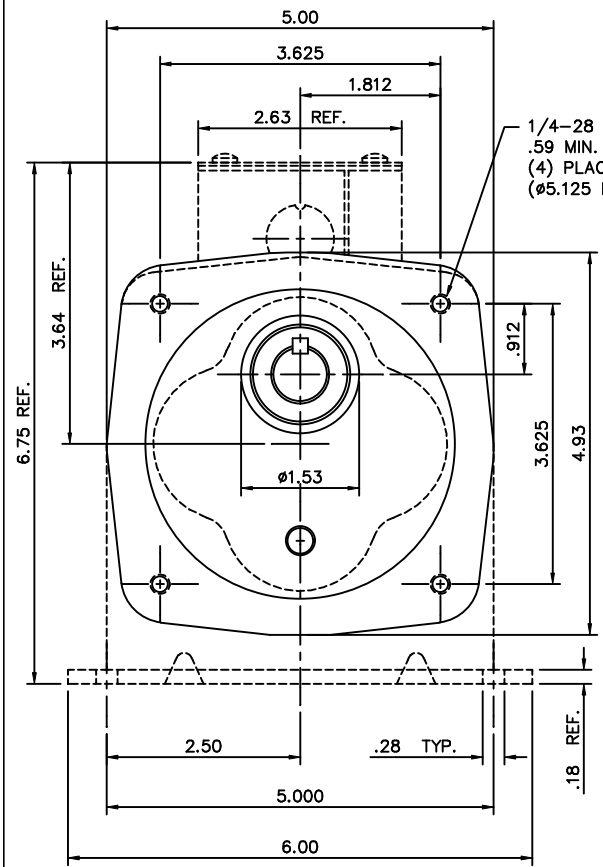
Nameplate Specifications

Output HP	0.25 Hp	Output KW	0.19 kW
Voltage	90 V	Current	1.5 A
Speed	27 rpm	Service Factor	1
Efficiency	60.9 %	Duty	Continuous
Insulation Class	F	Frame	34
Enclosure	Totally Enclosed Non Ventilated	Thermal Protection	No Protection
Ambient Temperature	40 °C	Drive End Bearing Size	6201
Opp Drive End Bearing Size	608	UL	Recognized
CSA	Y	CE	Y

Technical Specifications

Rotation	Reversible	Mounting	Special
Shaft Type	Parallel	Overall Length	13.31 in
Frame Length	6.06 in	Shaft Diameter	0.750 in
Shaft Extension	1.625 in	Torque	305 LB-IN
Outline Drawing	M1030589-M1135115	Connection Drawing	M100512401

This is an uncontrolled document once printed or downloaded and is subject to change without notice. Date Created:12/20/2022



(3) LEADS
12.00 LONG MIN.
CONDUIT BOX
(OPTIONAL)

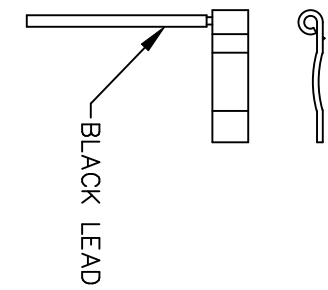
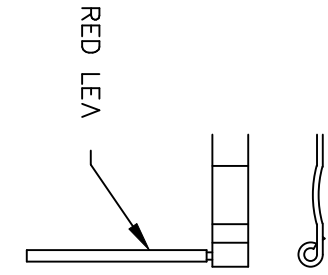
LOADING SPRING
AT THIS END

CATALOG NUMBER	OUTPUT RPM	FULL LOAD TORQUE LB.-IN.	F.L. AMPS	INPUT HP	OVERHUNG LOAD LBS.	GEARMOTOR TYPE & FRAME	RATIO TO 1	"XL"	"XH"
M1135106.00	7	330	.7	1/8	565	P353-34	336	11.31	9.31
M1135107.00	14	341	1.0	1/8	465	P353-34	180	11.31	9.31
M1135108.00	42	280	2.3	1/4	327	P353-34	58	13.31	11.31
M1135109.00	50	250	2.3	1/4	315	P353-34	50	13.31	11.31
M1135110.00	62	220	2.3	1/4	303	P353-34	43	13.31	11.31
M1135111.00	125	100	2.0	1/4	256	P352-34	22.67	13.31	11.31
M1135112.00	165	70	2.0	1/4	232	P352-34	15	13.31	11.31
M1135113.00	500	25	2.0	1/4	194	P352-34	5.44	13.31	11.31
M1135114.00	83	155	2.3	1/4	267	P352-34	29	13.31	11.31
M1135115.00	27	305	1.5	1/4	374	P353-34	91	13.31	11.31
M1135116.00	250	45	2.0	1/4	201	P352-34	10.6	13.31	11.31
M1135117.00	21	371	1.1	1/4	413	P353-34	124	13.31	11.31

"L" BRACKET
(OPTIONAL)

		TOLERANCES UNLESS SPECIFIED		LEESON ELECTRIC MOTORS GEARMOTORS AND DRIVES		DRAWN DWF 6/26/97	
						CHK	
						APPD	
03	1/4-28 UNF-2B TAPS WERE .63 DEEP PER ECR81849.	RPB 11/24/03	BC	.XX	±.03	SCALE 5=8	
02	1.12 KEYWAY WAS 1.03	IPG 11/30/00	SAD	.XXX	±.005	REF PR970354	
01	UPDATED TO CATALOG INFORMATION PER KK	CAS 10/31/00	SAD	.XXXX	±.0005	MAT'L	
NO.	REVISION	BY & DATE	CHK	ANG	±1/2"	FINISH	PREV
THIS DRAWING IN DESIGN AND DETAIL IS OUR PROPERTY AND MUST NOT BE USED EXCEPT IN CONNECTION WITH OUR WORK ALL RIGHTS OF DESIGN AND INVENTION ARE RESERVED THIS IS AN ELECTRONICALLY GENERATED DOCUMENT - DO NOT SCALE THIS PRINT				RFP	CAD FILE	M1030589	SIZE DRAWING NO.
				DIST			B M1030589.00
						REV. 03	

D.C. MOTORS



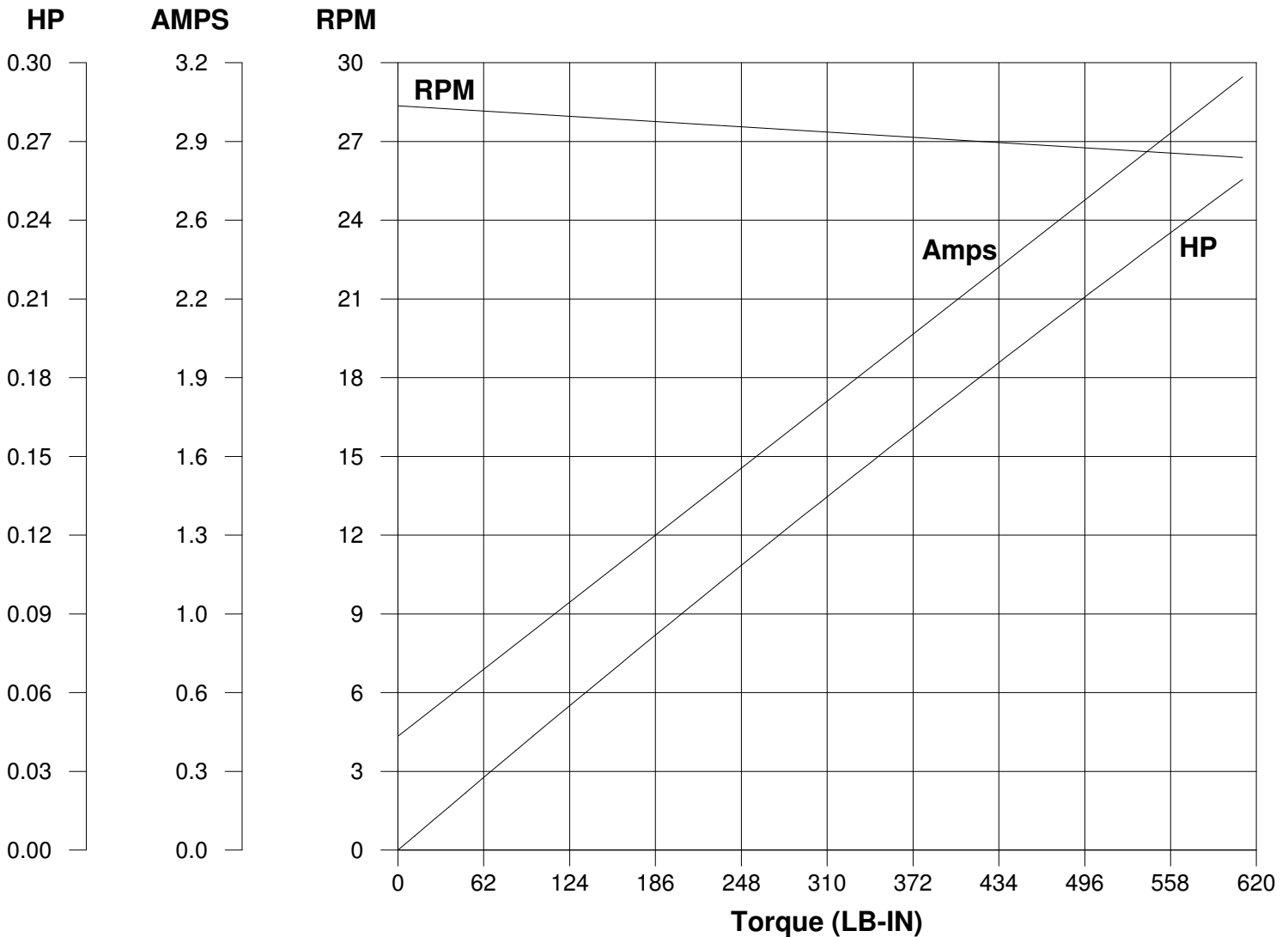
EXTERNAL CONNECTIONS FOR CW ROTATION
 VIEWING LEAD END OF MOTOR WITH RED LEAD
 POSITIVE AND BLACK LEAD NEGATIVE (-)
 FOR CCW ROTATION REVERSE POLARITY

07	CORRECTED "N" & "S", ECR 80000 (PER BC)	VS	8/14/02	BC	TOLERANCES UNLESS SPECIFIED		LEESON ELECTRIC MOTORS GEARMOTORS AND DRIVES	DRAWN	SPV 12/10/91
06	REMOVED GROUND HOLE	TMZ	3/16/95	DEC.	INCHES			CHK	DWF 5/20/92
05	REVERSE ROTATION WAS CW	SPV	6/3/94	.X	±.1		TITLE	APPD	
04	CHANGED ROTATION FROM CCW TO CW	MJS	3/9/93	.XX	±.01			SCALE	1=1
03	REVISED ROTATION NOTE	DWF	1/6/93	.XXX	±.005		MAT'L.	REF	
02	ADDED GREEN LEAD	DWF	8/1/92	.XXXX	±.0005			FMF	M9131D2N22
NO.	REVISION	BY & DATE	CHK	ANG	±1/2"		FINISH	PREV	
THIS DRAWING IN DESIGN AND DETAIL IS OUR PROPERTY AND MUST NOT BE USED EXCEPT IN CONNECTION WITH OUR WORK ALL RIGHTS OF DESIGN AND INVENTION ARE RESERVED THIS IS AN ELECTRONICALLY GENERATED DOCUMENT - DO NOT SCALE THIS PRINT				RFP	CAD FILE	M100512401	SIZE	DRAWING NO.	REV.
				DIST			A	M1005124.01	07

LEESON ELECTRIC CORPORATION

TYPICAL PERFORMANCE CURVE FOR DIRECT CURRENT PERMANENT MAGNET MOTOR

Model No. <u>CM34D25NZ51</u>	Catalog No. <u>M1135115.00</u>	
HP <u>0.250</u>	RPM <u>27</u>	DC Volts <u>90.0</u>
F.F. <u>1.38</u>	Encl <u>TENV</u>	Type <u>DN</u>
Max. Amb. <u>40.0 Deg C</u>	Insul. <u>H</u>	Frame <u>34</u>
		N.P. FLA <u>1.50</u>
		S.F. <u>1.00</u>
		Duty <u>Cont</u>



Ra 2.0650 Ohms
La 9.980 mHenrys
Ja 0.6440 LB-IN²
Ke 34.50 V/KRPM

Kt 2.916 LB-IN/AMP
Imax 38.4 AMPS Allowed
FL Torque 305.0 LB-IN
FL EFF 60.90 %

Winding W- MD342145-1 **Prepared by** V. Boehlen **Date** 07-01-2005