

# PRODUCT INFORMATION PACKET

Model No: M099462.00

Catalog No: M099462.00

Agricultural Motor, 0.50 HP, 1 Ph, 60 Hz, 115/230 V, 1200 RPM, 48Y Frame, TEAO



Regal and are trademarks of Regal Rexnord Corporation or one of its affiliated companies.  
©2022 Regal Rexnord Corporation, All Rights Reserved. MC017097E

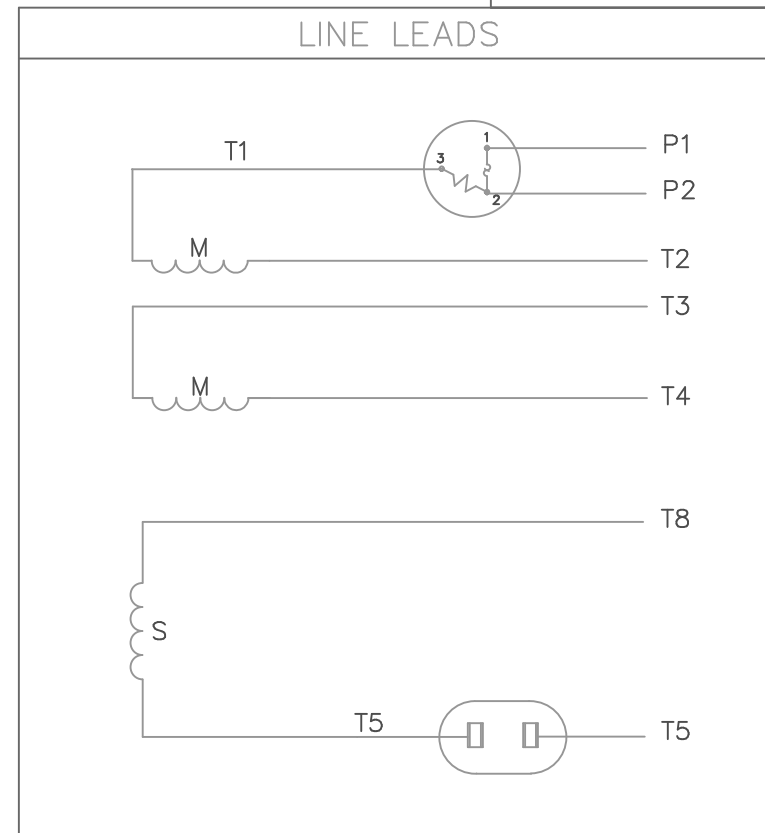
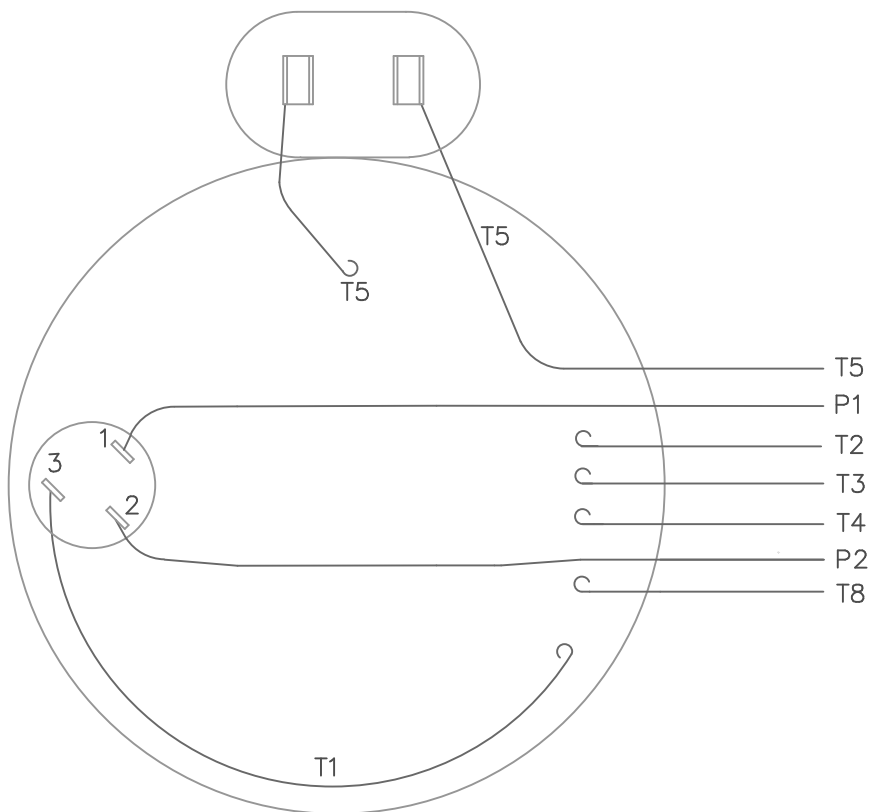
**Nameplate Specifications**

Output HP	<b>0.50 Hp</b>	Output KW	<b>0.37 kW</b>
Frequency	<b>60 Hz</b>	Voltage	<b>115/230 V</b>
Current	<b>5.0/2.5 A</b>	Speed	<b>1060 rpm</b>
Service Factor	<b>1</b>	Phase	<b>1</b>
Efficiency	<b>69 %</b>	Power Factor	<b>91</b>
Duty	<b>Continuous</b>	Insulation Class	<b>F</b>
Design Code	<b>N</b>	KVA Code	<b>B</b>
Frame	<b>48Y</b>	Enclosure	<b>Totally Enclosed Air Over</b>
Thermal Protection	<b>Automatic</b>	Ambient Temperature	<b>40 °C</b>
Drive End Bearing Size	<b>6203</b>	Opp Drive End Bearing Size	<b>6203</b>
UL	<b>Recognized</b>	CSA	<b>Y</b>
CE	<b>N</b>	IP Code	<b>43</b>
Number of Speeds	<b>1</b>		

**Technical Specifications**

Electrical Type	<b>Permanent Split Capacitor</b>	Starting Method	<b>Across The Line</b>
Poles	<b>6</b>	Rotation	<b>Selective Counterclockwise</b>
Resistance Main	<b>7.426 Ohms</b>	Mounting	<b>Rigid Base</b>
Motor Orientation	<b>NONE</b>	Drive End Bearing	<b>BALL</b>
Opp Drive End Bearing	<b>BALL</b>	Frame Material	<b>Rolled Steel</b>
Shaft Type	<b>Single Special Extension</b>	Overall Length	<b>12.20 in</b>
Shaft Diameter	<b>0.625 in</b>	Shaft Extension	<b>2.56 in</b>
Assembly/Box Mounting	<b>NONE</b>		
Outline Drawing	<b>-</b>	Connection Drawing	<b>005109.01</b>

VIEW FROM OUTSIDE OF MOTOR AT SWITCH END.



	ROTATION FACING LEAD END	L1	L2	JOIN	INSULATE SEPARATELY
HIGH VOLT	C.C.W.	P1	T4 T5	T2, T3 T8	P2
	C.W.	P1	T4 T8	T2, T3 T5	P2
LOW VOLT	C.C.W.	P1	T2, T4 T5	P2, T3 T8	--
	C.W.	P1	T2, T4 T8	P2, T3 T5	--

				TOLERANCES UNLESS OTHERWISE SPECIFIED		
				DEC.	INCHES	METRIC
				.X	±	±
				.XX	±	±
08	REDRAWN ON CAD	DBT 05/28/97		.XXX	±	±
NO.	REVISION	BY & DATE	CH'K'D.	.XXXX	±	±
THIS DRAWING IN DESIGN AND DETAIL IS OUR PROPERTY AND MUST NOT BE USED EXCEPT IN CONNECTION WITH OUR WORK ALL RIGHTS OF DESIGN AND INVENTION ARE RESERVED THIS IS AN ELECTRONICALLY GENERATED DOCUMENT - DO NOT SCALE THIS PRINT				FRACTIONS	±	
				ANGLES	±	

**LEESON** ELECTRIC CORPORATION

DRAWN JRW 10/01/75	TITLE	EXTERNAL WIRING DIAGRAM	
APPR. JBM 10/02/75	TYPE "P" W/PROTECTOR		
R.F.P.	MAT'L.	DECAL - 004011	BRF
SCALE 1=1	FINISH	REV. 08	DRAWING NO. 005109-01
REF. 005003			
FMF W-P5567			



**1051 CHEYENNE AVE.  
GRAFTON, WI 53024  
PH. 262-377-8810**

**CERTIFICATION DATA SHEET**

**CUSTOMER:**  
**ORDER #:**  
**CONN. DIAGRAM:** 005109.01  
**OUTLINE:** -  
**WINDING #:** QP55611 NR 3 A

**CUSTOMER PO#:**  
**CATALOG #:**  
**CUSTOMER PART #:**  
**MOUNTING:** NONE

**TYPICAL MOTOR PERFORMANCE DATA**

HP	kW	SYNC. RPM	F.L. RPM	FRAME	ENCLOSURE	KVA CODE	DESIGN
1/2	0.37	1200	1060	48Y	TEAO	B	N

PH	Hz	VOLTS	AMPS	START TYPE	DUTY	INSL	S.F.	AMB°C
1	60	115/230	5.0/2.5	ACROSS THE LINE	CONTINUOUS	F3	1.0	40

FULL LOAD EFF:	69	3/4 LOAD EFF:	63.6	1/2 LOAD EFF:	55	GTD. EFF		ELEC. TYPE	
FULL LOAD PF:	91	3/4 LOAD PF:	88.1	1/2 LOAD PF:	82.4	63		PSC 1 SPEED	

F.L. TORQUE	LOCKED ROTOR AMPS	L.R. TORQUE	B.D. TORQUE	F.L. RISE°C
36 OZ-FT	13.7 / 6.8	24 OZ-FT 67 %	62.3 OZ-FT 717 %	-

SOUND PRESSURE @ 3 FT.	SOUND POWER	ROTOR WK^2	MAX. WK^2	SAFE STALL TIME	STARTS / HOUR	APPROX. MOTOR WGT
- dBA	- dBA	0.063 LB-FT^2	0.1 LB-FT^2	10 SEC.	-	25 LBS.

**\*\*\* SUPPLEMENTAL INFORMATION \*\*\***

DE BRACKET TYPE	ODE BRACKET TYPE	MOUNT TYPE	ORIENTATION	SEVERE DUTY	HAZARDOUS LOCATION	DRIP COVER	SCREENS	PAINT
STANDARD	STANDARD	RIGID	NONE	FALSE	NONE	FALSE	NONE	BLUE (ENAMEL)

BEARINGS		GREASE	SHAFT TYPE	SPECIAL DE	SPECIAL ODE	SHAFT MATERIAL	FRAME MATERIAL
DE	ODE						
BALL	BALL	POLYREX EM	SGL SPL EXT	SPECIAL	NONE	1045 HOT ROLLED (C-204)	ROLLED STEEL
6203	6203						

THERMO-PROTECTORS				THERMISTORS	CONTROL	SPACE HEATERS
THERMOSTATS	PROTECTORS	WDG RTDs	BRG RTDs			
NONE	AUTOMATIC	NONE	NONE	NONE	FALSE	NONE VOLTS

* N O T E S *	<b>INVERTER TORQUE:</b> NONE
	<b>INV. HP SPEED RANGE:</b> NONE
	<b>ENCODER:</b> NONE NONE NONE NONE NONE PPR
	<b>BRAKE:</b> NONE NONE NONE P/N NONE NONE NONE NONE FT-LB NONE V NONE Hz

**PREPARED BY:** Dinesh  
Suddula **DATE:**  
03/25/2019 07:54:08 AM  
FORM 3531 REV.3 02/07/99  
\*\* Subject to change without  
notice.



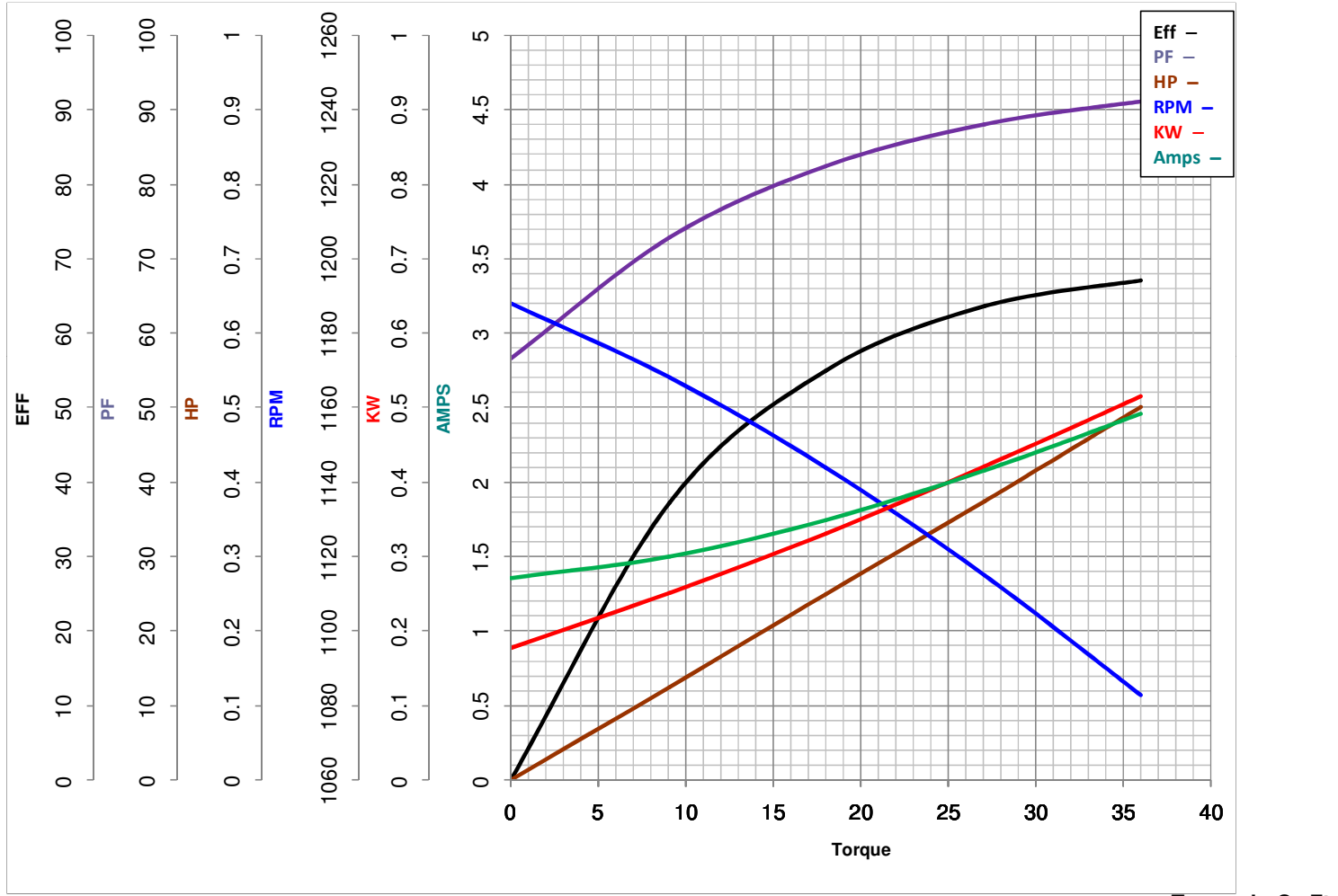
**LEESON ELECTRIC CORPORATION**  
 TYPICAL PERFORMANCE CURVE for AC MOTOR

Model No M099462.00

Curve at 460 Volts      HP 0.50      PHASE 1  
60 HZ  
0.5 HP      VOLTS 115/230

Catalog No M099462.00

HZ 60      RPM 1060



<b>FL TORQUE</b>	<u>36</u>	Oz.Ft	<b>FL AMPS</b>	<u>5.0/2.5</u>	
<b>BD TORQUE</b>	<u>62.3</u>	Oz.Ft	<b>PU TORQUE</b>	<u>24.0</u>	Oz.Ft
<b>LR TORQUE</b>	<u>24</u>	Oz.Ft	<b>LR AMPS</b>	<u>6.83</u>	
<b>WINDING</b>	QP55611-3		<b>Date</b>	3/28/2018	