

PRODUCT INFORMATION PACKET



Model No: 120998.00
Catalog No: 120998.00
Other Purpose Motor, 4 HP, 1 Ph, 60 Hz, 230 V, 3600 RPM, 145Y Frame, TEFC



Regal and Leeson are trademarks of Regal Rexnord Corporation or one of its affiliated companies.
©2023 Regal Rexnord Corporation, All Rights Reserved. MC017097E





Nameplate Specifications

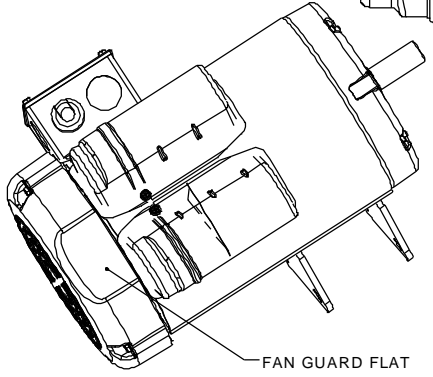
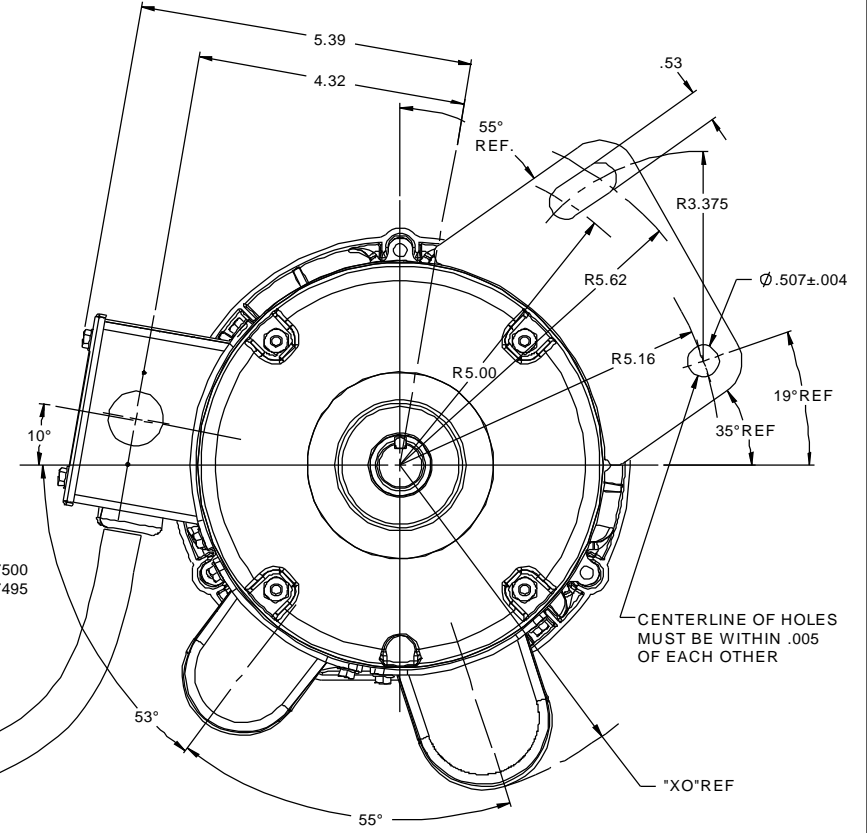
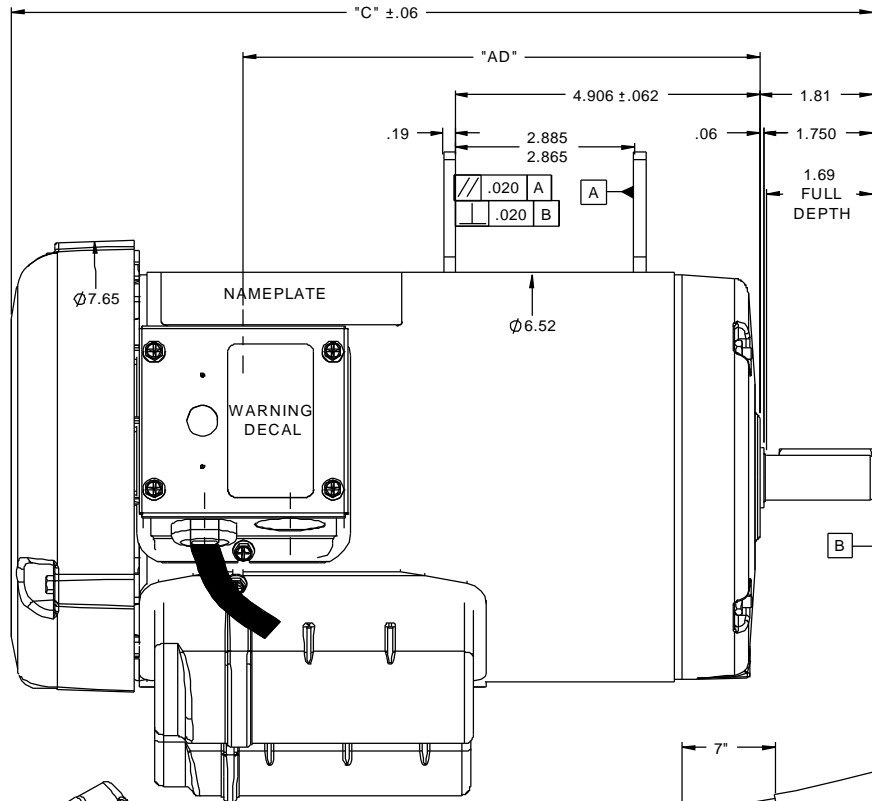
Output HP	4 Hp	Output KW	3.0 kW
Frequency	60 Hz	Voltage	230 V
Current	17.6 A	Speed	3450 rpm
Service Factor	1	Phase	1
Efficiency	84 %	Power Factor	94
Duty	Saw	Insulation Class	F
Design Code	NO DESIGN CODE	KVA Code	H
Frame	145Y	Enclosure	Totally Enclosed Fan Cooled
Thermal Protection	No Protection	Ambient Temperature	40 °C
Drive End Bearing Size	6205	Opp Drive End Bearing Size	6203
UL	Recognized	CSA	Y
CE	N	IP Code	43
Number of Speeds	1		

Technical Specifications

Electrical Type	Capacitor Start Capacitor Run	Starting Method	Across The Line
Poles	2	Rotation	Fixed Counterclockwise
Resistance Main	.52 Ohms	Mounting	Round
Motor Orientation	Horizontal	Drive End Bearing	Ball
Opp Drive End Bearing	Ball	Frame Material	Rolled Steel
Shaft Type	Single Special Extension	Overall Length	12.86 in
Frame Length	8.50 in	Shaft Diameter	0.750 in
Shaft Extension	1.75 in	Assembly/Box Mounting	F1 ONLY
Outline Drawing	028937-850C	Connection Drawing	005018.12

This is an uncontrolled document once printed or downloaded and is subject to change without notice. Date Created:03/15/2023

RBC PROPRIETARY AND CONFIDENTIAL INFORMATION
 This document is the property of REGAL BELOIT CORPORATION ("RBC") including its subsidiaries and divisions and contains proprietary information of RBC. This document is loaned on the express condition that neither it nor the information contained therein shall be disclosed to others without the express written consent of RBC, and that the information shall be used by the recipient only as approved expressly by RBC. This document shall be returned to RBC upon its request. This document may be subject to certain restrictions under U.S. export control laws and regulations.



#14-3 TYPE SJOW/SJOOW
 300 VOLT CORD
 50" LONG MIN

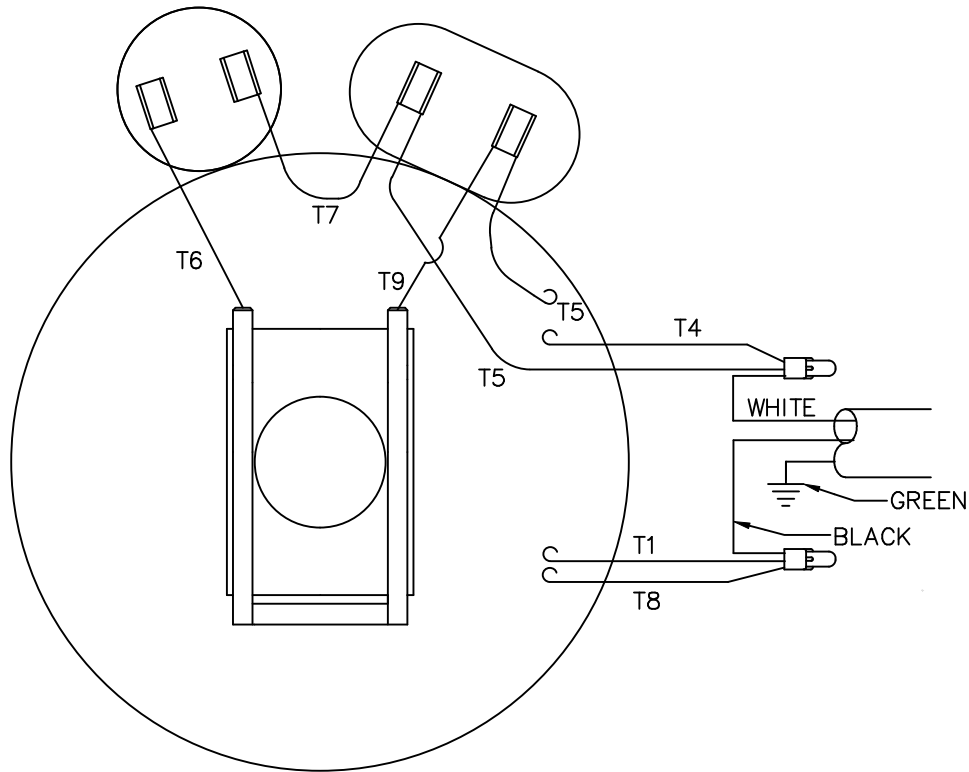
DASH NO.	"C"	"AD"	CAP DASH.	"XO"
800	12.36	6.74	A	5.17
850	12.86	7.24	B	5.55
			C	5.81

NOTES:
 GASKETS THROUGHOUT

TOLERANCES UNLESS SPECIFIED		DEC INCHES		TITLE	ELECTRIC MOTORS GEARMOTORS AND DRIVES	DRAWN DJ 12/22/08
XX	±.03	XXX	±.005			
01	DIMENSIONED BASE HOLE ECR 0041996	GS	8/26/13	TEFC - SPECIAL MOUNT		APPR VS 12/22/08
	REVISION	BY & DATE	CHK LANG ±.730"	MAT'L CONTRACTOR'S SAW		SCALE 1:2
		RFP	12/08/08	FINISH		REF 028587
				PREV		FMF 120728.00
				NETWORK FILE NAME 028937		PAGE 1 OF 1
						REV 01

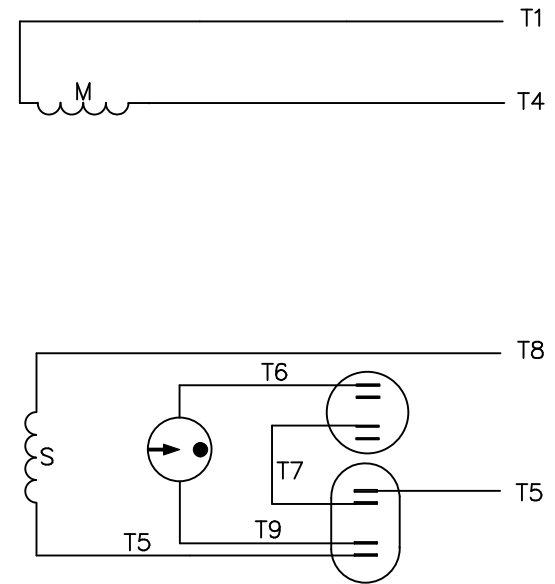


VIEW FROM OUTSIDE OF MOTOR AT SWITCH END.



C.C.W. L.E. ROTATION SHOWN ABOVE

LINE LEADS



ROTATION FACING LEAD END	L1 (BLACK)	L2 (WHITE)
C.C.W.	T1, T8	T4, T5
C.W.	T1, T5	T4, T8

				TOLERANCES UNLESS OTHERWISE SPECIFIED		LEESON ELECTRIC CORPORATION		
				DECIMALS				
				.00	± .01	DRAWN PG 06/01/83	TITLE	
				.000	± .005	CH'K'D. DLL 06/06/83	EXT. WIRING DIAGRAM TYPE "K" W/O PROTECTOR	
2	UPDATED TO CURRENT STANDARDS	DBT	06/16/97	.0000	± .0005	APPR. JCW 06/06/83	MAT'L. DECAL - 004018	
NO.	REVISION	BY	DATE	FRACTIONS	± 1/64	SCALE 1=1	BRF	
THIS DRAWING IN DESIGN AND DETAIL IS OUR PROPERTY AND MUST NOT BE USED EXCEPT IN CONNECTION WITH OUR WORK ALL RIGHTS OF DESIGN AND INVENTION ARE RESERVED				ANGLES	± 1/2°	REF.	FINISH	
				INCH/MM		FMF 145K34FB6	SIZE A	DRAWING NO. 005018-12



1051 CHEYENNE AVE.
GRAFTON, WI 53024
PH. 262-377-8810

CERTIFICATION DATA SHEET

CONN. DIAGRAM: 005018.12
OUTLINE: 028937-850C
WINDING #: K632130 FR 2 B

CATALOG #: 120998.00
MOUNTING: F1 ONLY

TYPICAL MOTOR PERFORMANCE DATA

HP	kW	SYNC. RPM	F.L. RPM	FRAME	ENCLOSURE	KVA CODE	DESIGN
4	2.98	3600	3450	145Y	TEFC	H	NO DESIGN CODE

PH	Hz	VOLTS	AMPS	START TYPE	DUTY	INSL	S.F.	AMB°C
1	60	230	17.6	ACROSS THE LINE	SAW	F4	1.0	40

FULL LOAD EFF:	84	3/4 LOAD EFF:	83.2	1/2 LOAD EFF:	82.1	GTD. EFF	ELEC. TYPE
FULL LOAD PF:	94	3/4 LOAD PF:	93.9	1/2 LOAD PF:	90.8	80	CAP START CAP RUN

F.L. TORQUE	LOCKED ROTOR AMPS	L.R. TORQUE	B.D. TORQUE	F.L. RISE°C
7.5 LB-FT	103.3	12.1 LB-FT 161 %	15.6 LB-FT 208 %	110

SOUND PRESSURE @ 3 FT.	SOUND POWER	ROTOR WK^2	MAX. WK^2	SAFE STALL TIME	STARTS / HOUR	APPROX. MOTOR WGT
0 dBA	10 dBA	0.095 LB-FT^2	0.1 LB-FT^2	0 SEC.	0	51 LBS.

***** SUPPLEMENTAL INFORMATION *****

DE BRACKET TYPE	ODE BRACKET TYPE	MOUNT TYPE	ORIENTATION	SEVERE DUTY	HAZARDOUS LOCATION	DRIP COVER	SCREENS	PAINT
STANDARD	STANDARD	ROUND	HORIZONTAL	FALSE	NONE	FALSE	NONE	BLACK (ENAMEL)

BEARINGS		GREASE	SHAFT TYPE	SPECIAL DE	SPECIAL ODE	SHAFT MATERIAL	FRAME MATERIAL
DE	ODE						
BALL	BALL	POLYREX EM	SGL SPL EXT	SPECIAL	NONE	1144 STRESSPROOF (C-223)	ROLLED STEEL
6205	6203						

THERMO-PROTECTORS				THERMISTORS	CONTROL	SPACE HEATERS
THERMOSTATS	PROTECTORS	WDG RTDs	BRG RTDs			
NONE	NOT	NONE	NONE	NONE	FALSE	NONE VOLTS

*
N
O
T
E
S
*

INVERTER TORQUE: NONE
INV. HP SPEED RANGE: NONE
ENCODER: NONE NONE NONE NONE NONE PPR
BRAKE: NONE NONE NONE P/N NONE NONE NONE FT-LB NONE V NONE Hz

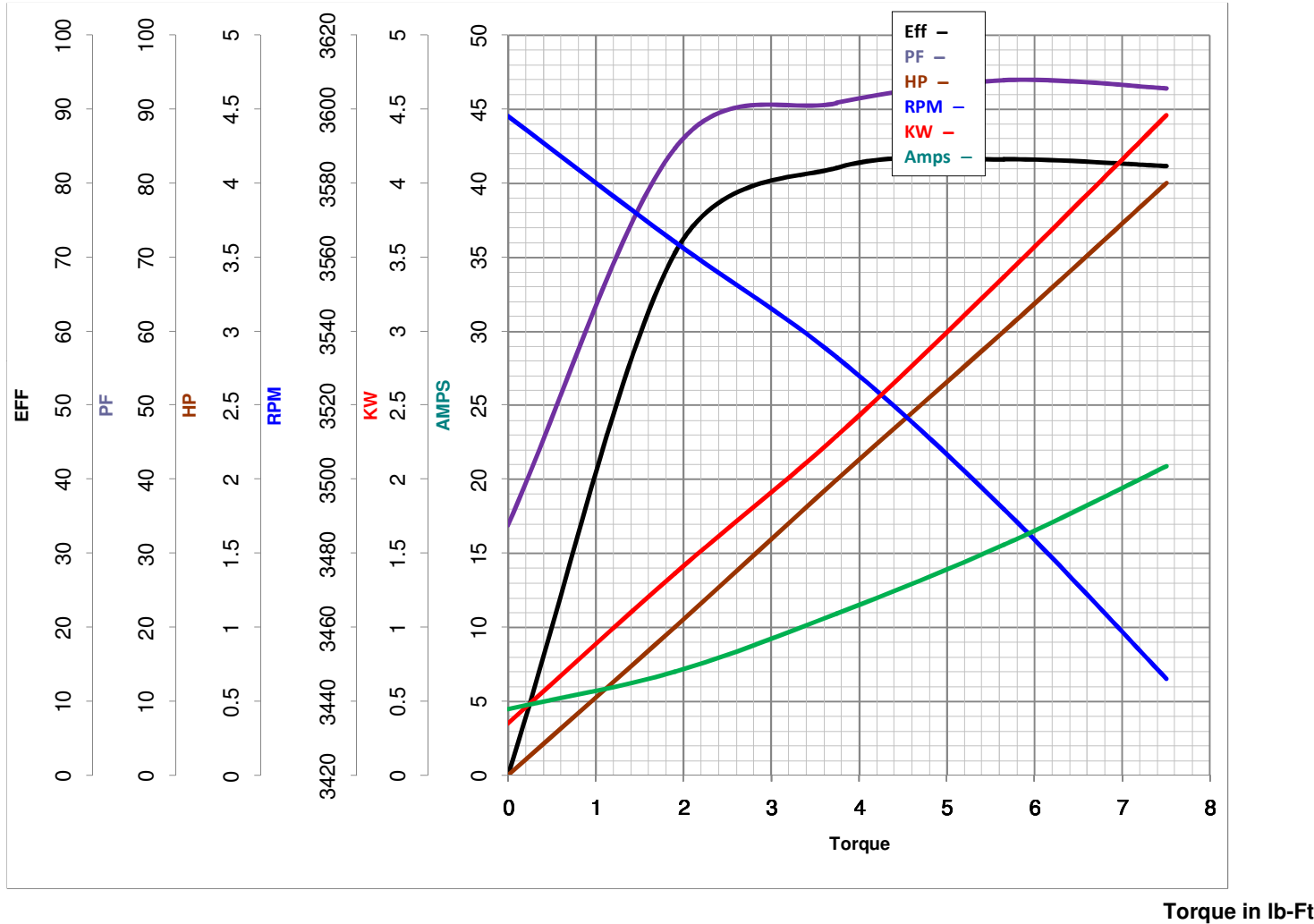


LEESON ELECTRIC CORPORATION
TYPICAL PERFORMANCE CURVE for AC MOTOR

Curve at 230 Volts HP 4.00 PHASE 1
60 HZ
4 HP VOLTS 230
HZ 60 RPM 3450

Model No 120998.00

Catalog No 120998.00



FL TORQUE	<u>7.5</u>	lb-Ft
BD TORQUE	<u>15.6</u>	lb-Ft
LR TORQUE	<u>12.1</u>	lb-Ft

FL AMPS	<u>17.6</u>	
PU TORQUE	<u>13.7</u>	lb-Ft
LR AMPS	<u>103.3</u>	

WINDING K632130-2 Date 4/23/2018