

PRODUCT INFORMATION PACKET

Model No: 048A11O2031
Catalog No: X081
1/4,1075,OPEN,48Y,1/60/208-230
Condenser Fans



Regal and Marathon are trademarks of Regal Beloit Corporation or one of its affiliated companies.
©2018 Regal Beloit Corporation, All Rights Reserved. MC017097E



Nameplate Specifications

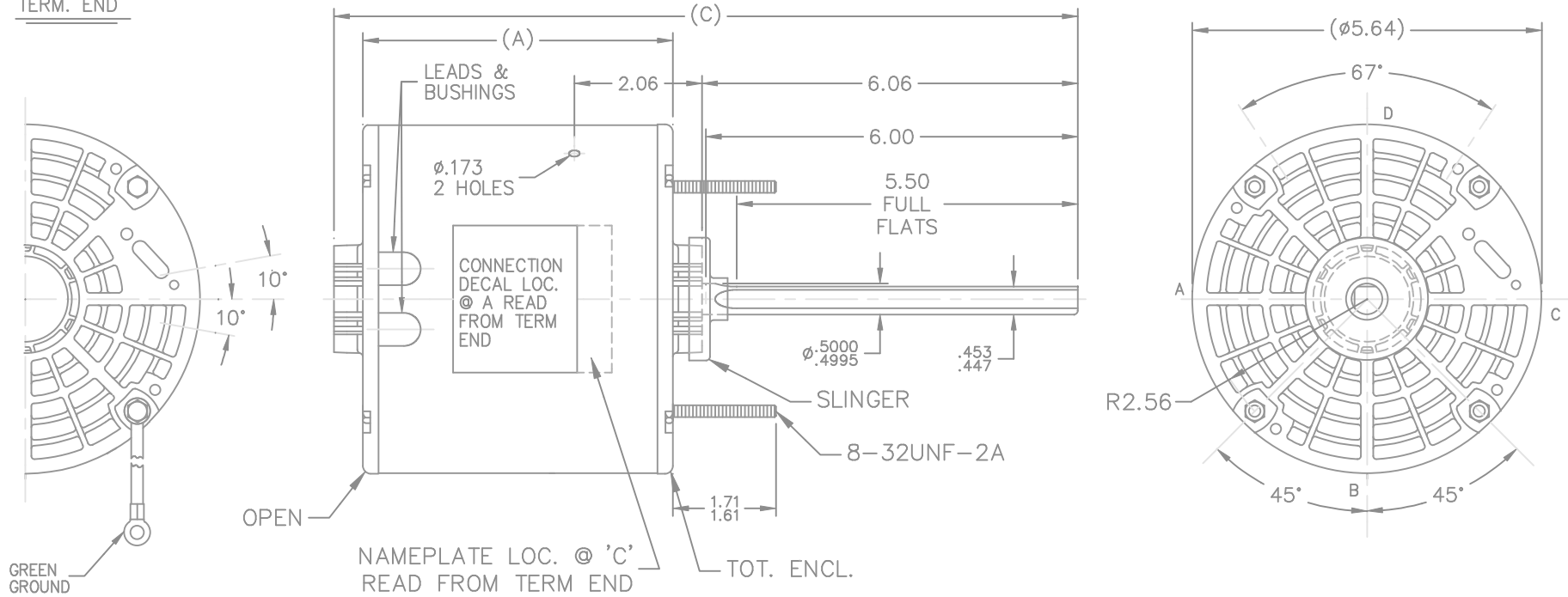
Output HP	0.25 Hp	Output KW	0.19 kW
Frequency	60 Hz	Voltage	208-230 V
Current	1.9 A	Speed	1075 rpm
Service Factor	1	Phase	1
Efficiency	62 %	Duty	Continuous
Insulation Class	B	Design Code	NO DESIGN CODE
KVA Code	C	Frame	48Y
Enclosure	Open Air Over	Overload Protector	Automatic Lock Rotor Only
Ambient Temperature	40 °C	Drive End Bearing Size	6203
Opp Drive End Bearing Size	6203	UL	Recognized
CSA	Y	CE	N
IP Code	01		

Technical Specifications

Electrical Type	Permanent Split Capacitor	Starting Method	Across The Line
Poles	6	Rotation	Selective Counterclockwise
Mounting	Round - Extended Studs	Motor Orientation	Horizontal
Drive End Bearing	Ball	Opp Drive End Bearing	Ball
Frame Material	Rolled Steel	Shaft Type	Single Special Extension
Overall Length	11.25 in	Shaft Diameter	0.500 in
Shaft Extension	6.06 in	Assembly/Box Mounting	F1 Only
Outline Drawing	A-SS74116-375	Connection Diagram	6906494

This is an uncontrolled document once printed or downloaded and is subject to change without notice. Date Created: 10/08/2018

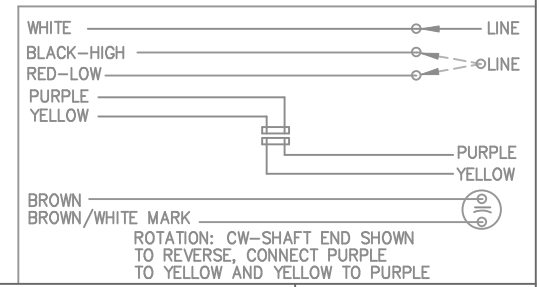
TERM. END



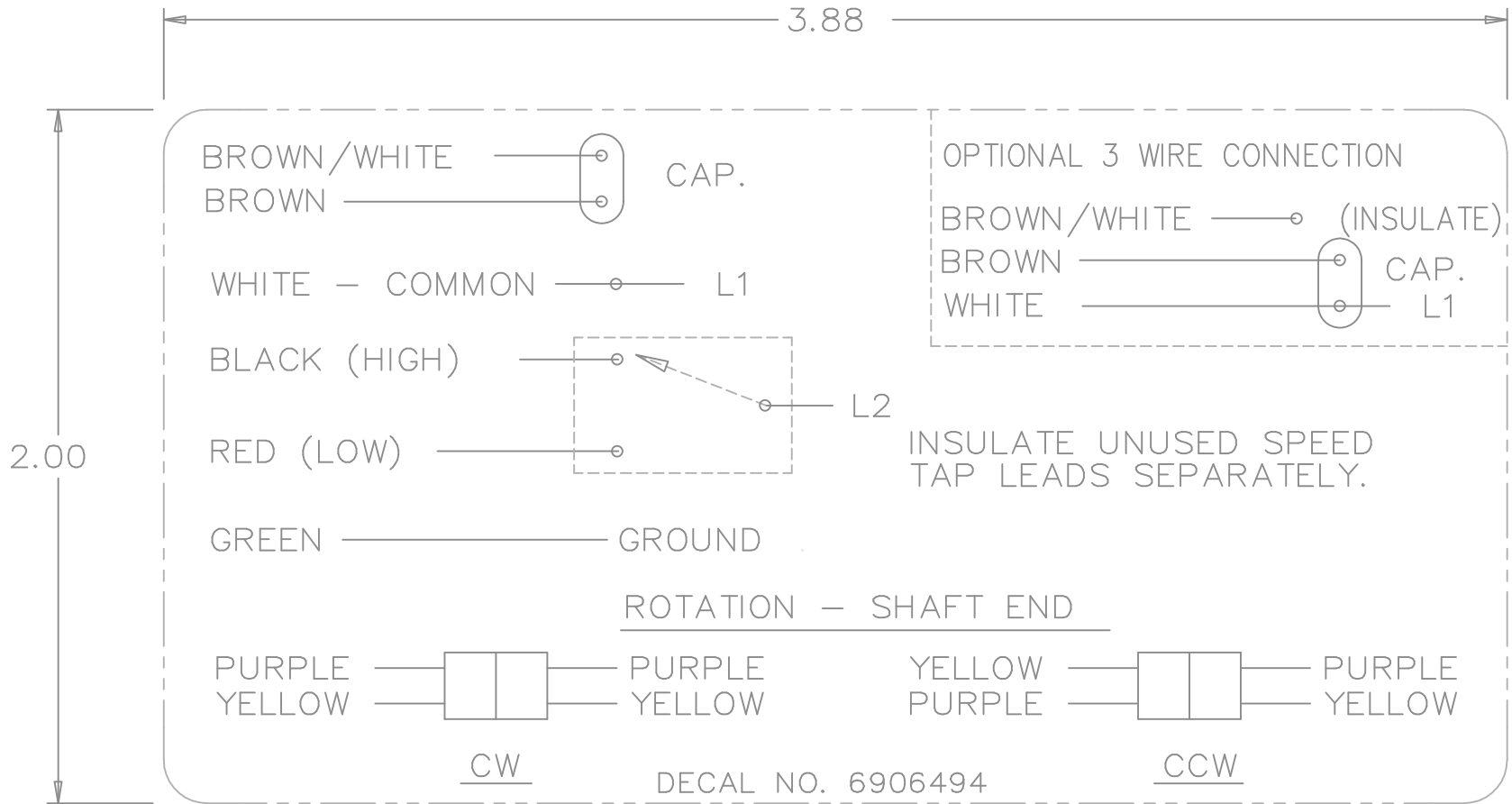
LEAD DESCRIPTION:
1 RED, 1 WHITE, 1 BLACK, WITH .50 BARE WIRE STRIP - 30.00 LONG

2 BROWN CAPACITOR LEADS WITH .25 FLAG TYPE QUICK CONNECTS - 30.00 LONG BROWN WITH WHITE MARK IS COMMON TO WHITE LEAD. REVERSING LEADS ARE MOLDED INTO MATING PULL APART PLUGS - ONE PURPLE AND ONE YELLOW PER PLUG - 5.0" LONG. GREEN GROUND LEAD WITH TERM. FOR #10 SCREW 12.00" LONG

DASH	FR	C	A
375	48Y	11.25	4.25
425	48Y	11.75	4.75
450	48Y	12.00	5.00
500	48Y	12.50	5.50



				TOLERANCES UNLESS SPECIFIED		MARATHON ELECTRIC	DRAWN BLR 09-12-1995					
				DEC.	INCHES		CHK	DA	09-13-1995			
				.X	±.1	TITLE OUTLINE	APPD	GK	09-14-1995	SCALE	3=8	
3	REMOVED OIL PLUGS	CN 29400-1062	DRS 11-04-2002	ML	.XXX		±.005	REF				
2	REDRAWN & SHORTENED LEAD LENGTHS	CN 21147	BLR 09-14-1995		.XXXX	±.0005	MAT'L.	FMF				
NO.	REVISION		BY & DATE	CHK	ANG	±7'30"	FINISH	PREV				
THIS DRAWING IN DESIGN AND DETAIL IS OUR PROPERTY AND MUST NOT BE USED EXCEPT IN CONNECTION WITH OUR WORK ALL RIGHTS OF DESIGN AND INVENTION ARE RESERVED THIS IS AN ELECTRONICALLY GENERATED DOCUMENT - DO NOT SCALE THIS PRINT				RFP	CAD FILE SS74116			SIZE	DRAWING NO.	PAGE	OF	REV.
				DIST	WP			A	SS74116			3



				TOLERANCES UNLESS SPECIFIED		REGAL-BELOIT <i>Motor Technologies</i>	DRAWN MRB 04-16-1998			
				DEC.	INCHES		CHK	ML	04-22-1998	
				.X	±.1		APPD	GK	04-22-1998	
3	REMOVED 'MARATHON ELECTRIC' CN 35106	DRS 05-01-2002	TOM	.XX	±.02	TITLE CONNECTION DECAL	SCALE	1=1		
2	PART NAME WAS CONNECTION DIAGRAM CN 25669	MRB 04-23-1998		.XXX	±.005		REF			
1	NEW DRAWING CN 25669	MRB 04-22-1998		.XXXX	±.0005	MAT'L.	FMF			
NO.	REVISION	BY & DATE	CHK	ANG	±'	FINISH	PREV			
THIS DRAWING IN DESIGN AND DETAIL IS OUR PROPERTY AND MUST NOT BE USED EXCEPT IN CONNECTION WITH OUR WORK ALL RIGHTS OF DESIGN AND INVENTION ARE RESERVED THIS IS AN ELECTRONICALLY GENERATED DOCUMENT - DO NOT SCALE THIS PRINT				RFP	CAD FILE 6906494		SIZE	DRAWING NO.	PAGE OF	REV.
				DIST	WP		A	6906494	3	3

